

---

# COLLEGE APPLICATIONS

# MANY METHODS, ONE GOAL

---

- There are several ways to complete and submit your college applications.
- Students may choose which method to complete and submit college applications.
- Each university has their own application, but you may choose another method to submit your application.
- College/Universities may receive applications in many different ways, and all are equal in terms of receiving your application information.

## THREE EXAMPLES OF APPLICATION METHODS



# APPLICATION INFORMATION

## What type of applicant am I?

- You are applying as an **undergraduate student, first-time applicant**, this includes students in dual enrollment.

## Types of applications:

- Check out the college/university website for their application and for information about undergraduate/first year applicants.


## Where do I go to apply?

- Common Application:

<https://www.commonapp.org/>

- Coalition Application:

<https://www.coalitionforcollegeaccess.org/>





# APPLICATION METHODS ON SCOIR

- Scoir can assist you in determining which application each school accepts.
- As you research schools on Scoir, pay attention to each institution's application method(s) and requirements.
- As illustrated below, FIU accepts applications through Common App and their own FIU application.
- Harvard accepts applications through the Coalition App available on Scoir *and* through the Common App.

**FIU** Florida International University

Overview Academics **Admissions** C >

## Application Deadlines and Details

Application Type	Deadline	Application Fee	Application Method
Spring Admission	November 4	\$30	 Scoir <input checked="" type="checkbox"/> No
Fall Admission	April 3		 Common App <input checked="" type="checkbox"/> Yes
Rolling			





Harvard University

Overview Academics

## Application Fee

\$85

## Application Method

 Scoir	<input checked="" type="checkbox"/> Yes
 Common App	<input checked="" type="checkbox"/> Yes

# COMMON APP

- Most M-DCPS students use the [Common App](#) to apply.
- You can apply to multiple schools at once.
- Before completing your Common App you will need the following information.



## Gather your materials

Use this checklist to help you gather the information you'll need as you fill out your Common App.



- High school information**

You'll need to know things like your high school's CEEB code, GPA scale, and class rank reporting. Check in with your counselor for more details about this information. Ask them for the High School Details information sheet! (Download it at [commonapp.org/ready](https://commonapp.org/ready))
- An unofficial copy of your high school transcript**

You'll be asked to list the courses you're taking this academic year.

Some colleges ask applicants to self report their full academic record in the Courses & Grades section. If you have a college on your list that requires Courses & Grades, you'll need your transcript to complete this section.
- A copy of your test scores and dates**

You have the option to enter scores for standardized exams like the ACT and SAT that you have taken and/or plan to take. Don't forget, you'll still need to send official score reports to colleges that require them.
- Citizenship information**

Social Security Number, if you intend to apply for financial aid via FAFSA (For U.S. citizens, U.S. nationals, U.S. dual citizens, U.S. permanent residents, U.S. refugees, and U.S. asylees).

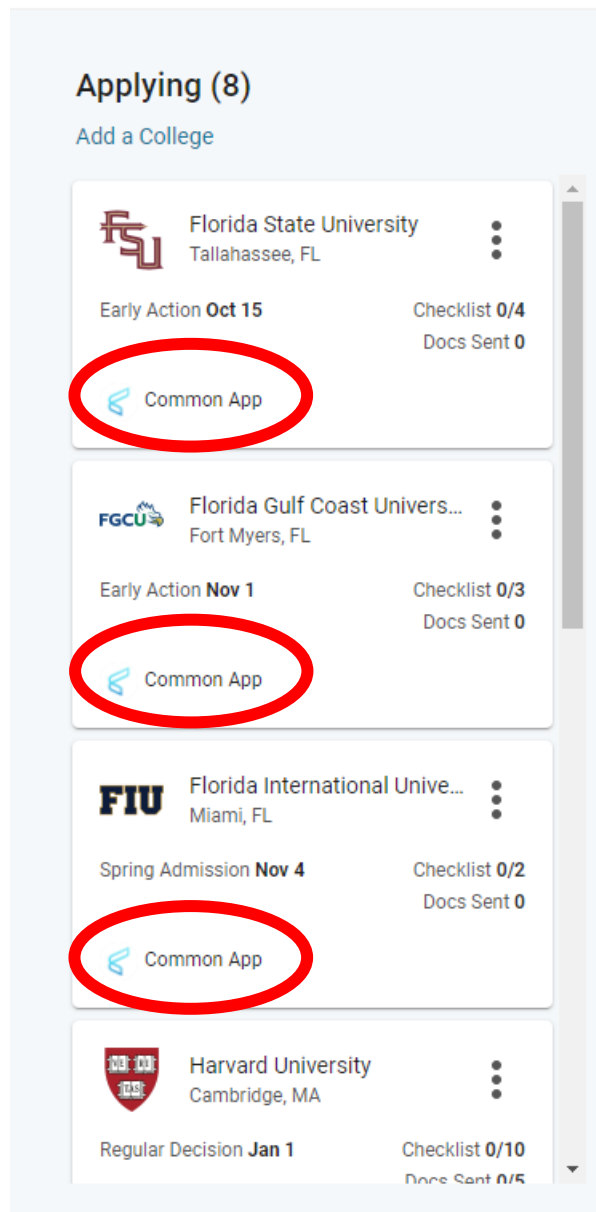
For Permanent Residents: A copy of your green card.

For non-U.S. citizens: U.S. visa type, number, and date issued. If you do not yet have a U.S. visa but intend to apply for one, you can indicate that in the application.
- State of residence information**

If you think you qualify for in-state tuition for a school you might be asked to share more information about your residence in that state.

# COMMON APP

- There are commonalities between many college application methods for Florida state universities.
- You can use the Common App to apply to multiple institutions.





# COMMON APP

- When completing the Common App, list the colleges/universities to which you want to apply.
- When listing your recommender, add the person's name; DO NOT add their email address. (The recommendation will be sent through Scoir.)
- Be sure that your Scoir college list matches your Common App college list.
- An accurate "Applied" college list on Scoir will ensure that all required application documents are properly sent by your counselor/ CAP advisor through Scoir.
- Verify on Scoir that your application documents have been sent. Since your documents will be sent through Scoir, you will not see the green checks on Common App.

# COMMON APP and SCOIR


Match your Common App college list with your Scoir "Applied" college list.

\*Completing this step will communicate to your CAP advisor/counselor that your application documents need to be sent to the colleges/universities. Application documents will be sent via Scoir as students mark colleges as applied.

The screenshot shows the Scoir dashboard interface. At the top, there is a search bar with the text "Search for colleges" and navigation links for Home, Discover, and My Colleges (with a notification badge). Below the search bar is a blue button labeled "Add Top Choices". The main content area is divided into four columns, each representing a different status of colleges:

- Suggested (5):** Includes American University, Emory University, Syracuse University, The University of West Florida, and University of Florida.
- Following (11):** Includes Alabama A&M University, Barry University, D. A. Dorsey Technical College, Florida State University, George T. Baker Aviation Technical College, and Harvard University.
- Applying (5):** Includes Columbia University, New York University, Lindsey Hopkins Technical College, and Miami Dade College.
- Applied (7):** Includes Clark Atlanta University, Georgia State University, New York University, and Florida International University.

The "Applied (7)" column is highlighted with a red border. Each college card in the dashboard displays the college's logo, name, location, average SAT/ACT scores, acceptance rate, and application status (e.g., "Regular Decision Jan 1", "Early Action Nov 1"). A "Scoir" progress bar is visible for several colleges, and a "College Website" link is provided for each.

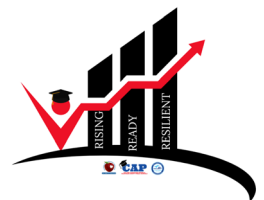


# TYPES OF APPLICATION DEADLINES

- Early Decision – binding contract to the school of your choice, must withdraw applications to other schools upon acceptance
- Early Action/Priority Deadline – non-binding, decisions are released before regular decision applicants
- Rolling Admission – apply whenever and decisions are released continuously.
- Regular Decision - students submit an application and receive a decision by a specific deadline













[Definitions of Admission Options in Higher Education.pdf \(nacacnet.org\)](https://www.nacacnet.org/Definitions/AdmissionOptionsinHigherEducation.pdf)

**\*State of Florida Public University Priority Deadlines: Starting October 15<sup>th</sup> for merit scholarship consideration.**



# COLLEGE APPLICATION FEE WAIVERS

- There is a fee to apply to each college/university, BUT you can use a fee waiver if you qualify for free/reduced lunch to avoid paying the fee out-of-pocket.
- **Requesting a fee waiver on Scoir:** From the student dashboard, access the My Colleges tab. Choose the school for which you would like to request the waiver by clicking on the school, you will be able to choose Application Documents. You must sign the fee waiver, and then your CAP Advisor or Counselor will also sign the waiver.
- Use the [Florida SUS "cheat sheet"](#) below to know how to send your fee waiver to state universities in Florida.

SENDING COLLEGE APPLICATION FEE WAIVERS TO FLORIDA STATE UNIVERSITIES	
FL UNIVERSITY	HOW TO SEND THE FEE WAIVER
 FLORIDA A & M UNIVERSITY	Student indicates they qualify for a fee waiver by clicking the check box in Common App.
 FLORIDA ATLANTIC UNIVERSITY	Student emails waiver to FAU Admissions <ul style="list-style-type: none"> <li>• Counselor checks fee waiver eligibility on Scoir</li> <li>• Student downloads Scoir fee waiver</li> <li>• Student emails waiver to <a href="mailto:admissions@fau.edu">admissions@fau.edu</a></li> </ul>
 FLORIDA GULF COAST UNIVERSITY	Student emails waiver to FGCU Admissions <ul style="list-style-type: none"> <li>• Counselor checks fee waiver eligibility on Scoir</li> <li>• Student downloads Scoir fee waiver</li> <li>• Student emails waiver to <a href="mailto:admissions@fgcu.edu">admissions@fgcu.edu</a></li> </ul>
 FLORIDA INTERNATIONAL UNIVERSITY	Student uploads waiver through myFIU student account <ul style="list-style-type: none"> <li>• Counselor checks fee waiver eligibility on Scoir</li> <li>• Student downloads Scoir fee waiver</li> <li>• Student uploads fee waiver to myFIU student account.</li> </ul>
 FLORIDA POLYTECHNIC UNIVERSITY	Student emails waiver to Florida Polytechnic University Admissions <ul style="list-style-type: none"> <li>• Counselor checks fee waiver eligibility on Scoir</li> <li>• Student downloads Scoir fee waiver</li> <li>• Student emails waiver to Diego Arriaga: <a href="mailto:darriaga@floridapoly.edu">darriaga@floridapoly.edu</a></li> </ul>
 FLORIDA STATE UNIVERSITY	Student indicates they qualify for a fee waiver by clicking the check box in Common App.
 NEW COLLEGE OF FLORIDA	No application fee
 UNIVERSITY OF FLORIDA	Student indicates they qualify for a fee waiver by clicking the check box in Common App.
 UNIVERSITY OF CENTRAL FLORIDA	Student emails waiver to UCF Admissions <ul style="list-style-type: none"> <li>• Counselor checks fee waiver eligibility on Scoir</li> <li>• Student downloads Scoir fee waiver</li> <li>• Student emails waiver to <a href="mailto:admissions@ucf.edu">admissions@ucf.edu</a></li> </ul>
 UNIVERSITY OF NORTH FLORIDA	Student uploads waiver through myWings student account <ul style="list-style-type: none"> <li>• Counselor checks fee waiver eligibility on Scoir</li> <li>• Student downloads Scoir fee waiver</li> <li>• Student uploads fee waiver to myWings student account.</li> </ul>
 UNIVERSITY OF SOUTH FLORIDA	Student emails waiver to USF Admissions <ul style="list-style-type: none"> <li>• Counselor checks fee waiver eligibility on Scoir</li> <li>• Student downloads Scoir fee waiver</li> <li>• Student emails waiver to <a href="mailto:admissions@usf.edu">admissions@usf.edu</a></li> </ul>
 UNIVERSITY OF WEST FLORIDA	Student indicates they qualify for a fee waiver by clicking the check box in Common App.



9/2022

[incomesurvey.dadeschools.net](http://incomesurvey.dadeschools.net)

Free or Reduced Lunch Form Application.



# ADDING COURSES & GRADES

Open your Grad Track and Common App in two different windows, side by side, to input your courses and grades.

(Follow the same steps to complete your Self-Reported Academic Record, also known as **SSAR**).

## Common App

The screenshot shows the Common App dashboard with the following details:

- Browser address bar: `apply.commonapp.org/dashboard`
- Page title: Dashboard
- Sort by: College Name
- Florida Agricultural & Mechanical University (FAMU):
  - Application - In progress
  - May 1, 2023
  - Show more details
- Florida State University:
  - Application - Downloaded by college
  - Fall 2023, Regular Decision
  - Show more details
- Jack Kent Cooke Foundation:
  - Application - In progress
  - November 17, 2022
  - Show more details

## Grad Track

The screenshot shows a table of courses with columns for Course Name, Credits, and Grade. The table is sorted by College Name.

Course Name	Credits	Grade
English 101	3	C
English 102	3	C
English 103	3	C
English 104	3	C
English 105	3	C
English 106	3	C
English 107	3	C
English 108	3	C
English 109	3	C
English 110	3	C
English 111	3	C
English 112	3	C
English 113	3	C
English 114	3	C
English 115	3	C
English 116	3	C
English 117	3	C
English 118	3	C
English 119	3	C
English 120	3	C
English 121	3	C
English 122	3	C
English 123	3	C
English 124	3	C
English 125	3	C
English 126	3	C
English 127	3	C
English 128	3	C
English 129	3	C
English 130	3	C
English 131	3	C
English 132	3	C
English 133	3	C
English 134	3	C
English 135	3	C
English 136	3	C
English 137	3	C
English 138	3	C
English 139	3	C
English 140	3	C
English 141	3	C
English 142	3	C
English 143	3	C
English 144	3	C
English 145	3	C
English 146	3	C
English 147	3	C
English 148	3	C
English 149	3	C
English 150	3	C
English 151	3	C
English 152	3	C
English 153	3	C
English 154	3	C
English 155	3	C
English 156	3	C
English 157	3	C
English 158	3	C
English 159	3	C
English 160	3	C
English 161	3	C
English 162	3	C
English 163	3	C
English 164	3	C
English 165	3	C
English 166	3	C
English 167	3	C
English 168	3	C
English 169	3	C
English 170	3	C
English 171	3	C
English 172	3	C
English 173	3	C
English 174	3	C
English 175	3	C
English 176	3	C
English 177	3	C
English 178	3	C
English 179	3	C
English 180	3	C
English 181	3	C
English 182	3	C
English 183	3	C
English 184	3	C
English 185	3	C
English 186	3	C
English 187	3	C
English 188	3	C
English 189	3	C
English 190	3	C
English 191	3	C
English 192	3	C
English 193	3	C
English 194	3	C
English 195	3	C
English 196	3	C
English 197	3	C
English 198	3	C
English 199	3	C
English 200	3	C

# SCOIR

## REMINDERS

### **Complete the following on your Scoir account:**

1. Answer Yes or No if you are a First-Generation Student. (If neither parent received a four-year bachelor's degree, click YES)
2. Complete the College Match by adding your preferences.
3. Follow at least five colleges.
4. Add Activities, Achievements, Community Service, and Work Experience. (Free Resume Developer)
5. Complete the Career Assessment and get matched with careers and colleges based on your interests.
6. Request fee waivers and request at least two letters of recommendation.
7. Once you apply to colleges MARK AS APPLIED on Scoir.
8. Make sure you update your application outcome immediately.
9. Invite your parents/guardians to join your account.

